

Apply a little amount of T43 thread lock when fixing a metal part.
螺絲鎖附於金屬件請使用適量T43(螺絲膠)

When tightening the main blade fixing screw, please tighten it firmly, but not over tighten, or it may cause the damage of main blade holder and result in danger.
鎖緊主旋翼螺絲須注意適當緊度即可，過緊可能導致主旋翼夾座受損，飛行意外發生。


Socket collar screw
圓頭內六角軸套螺絲
M4x25mm

600D Blade
600 主旋翼

M4 Nut
M4防鬆螺帽

60HH1A

Main Blade Fixing Screw
鎖主旋翼用螺絲



Socket collar screw
圓頭內六角軸套螺絲(M4x25mm) x 2



M4 Nut
M4防鬆螺帽 x 2

60HB5



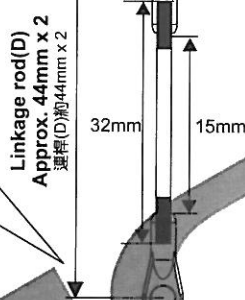
Socket collar screw
圓頭內六角軸套螺絲(M3x20mm) x 1



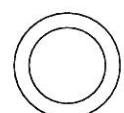
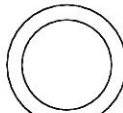
M3 Nut
M3防鬆螺帽 x 1

Standard Equipment :
Main shaft spacer(0.5)
標準品：主軸墊片(0.5)
φ12xφ16x0.5mm

Spare part : Main shaft spacer(0.3)
備品：主軸墊片(0.3) φ10.1xφ14x0.3mm



60HH3



Main shaft spacer(0.5)
主軸墊片(0.5)
(φ12xφ16x0.5mm) x 1

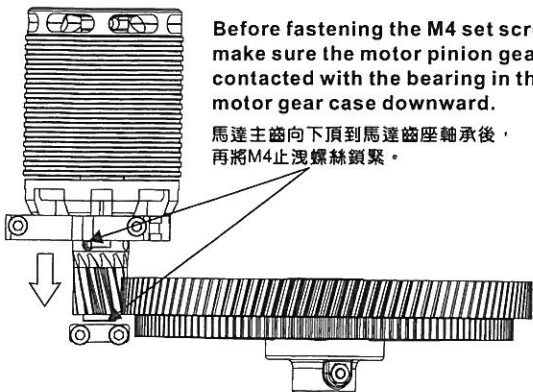
Spare part:
Main shaft spacer(0.3)
備品：主軸墊片(0.3)
(φ10.1xφ14x0.3mm) x 1

60HZ1



Linkage rod(D)
連桿(D)(φ1.96x32mm) x 2

Before fastening the M4 set screw, make sure the motor pinion gear is contacted with the bearing in the motor gear case downward.
馬達主齒向下頂到馬達齒座軸承後，再將M4止洩螺絲鎖緊。



Socket screw
圓頭內六角軸套螺絲
M3x20mm

CNC Main drive gear set
CNC主齒輪組

M3 Nut
M3防鬆螺帽

60HZ1A



Ball link
連桿頭 x 4